



# **SMART CARD READER ACCREDITATION BACKEND TRANSMISSION SYSTEM**

**2015 Presidential & National Assembly Elections**



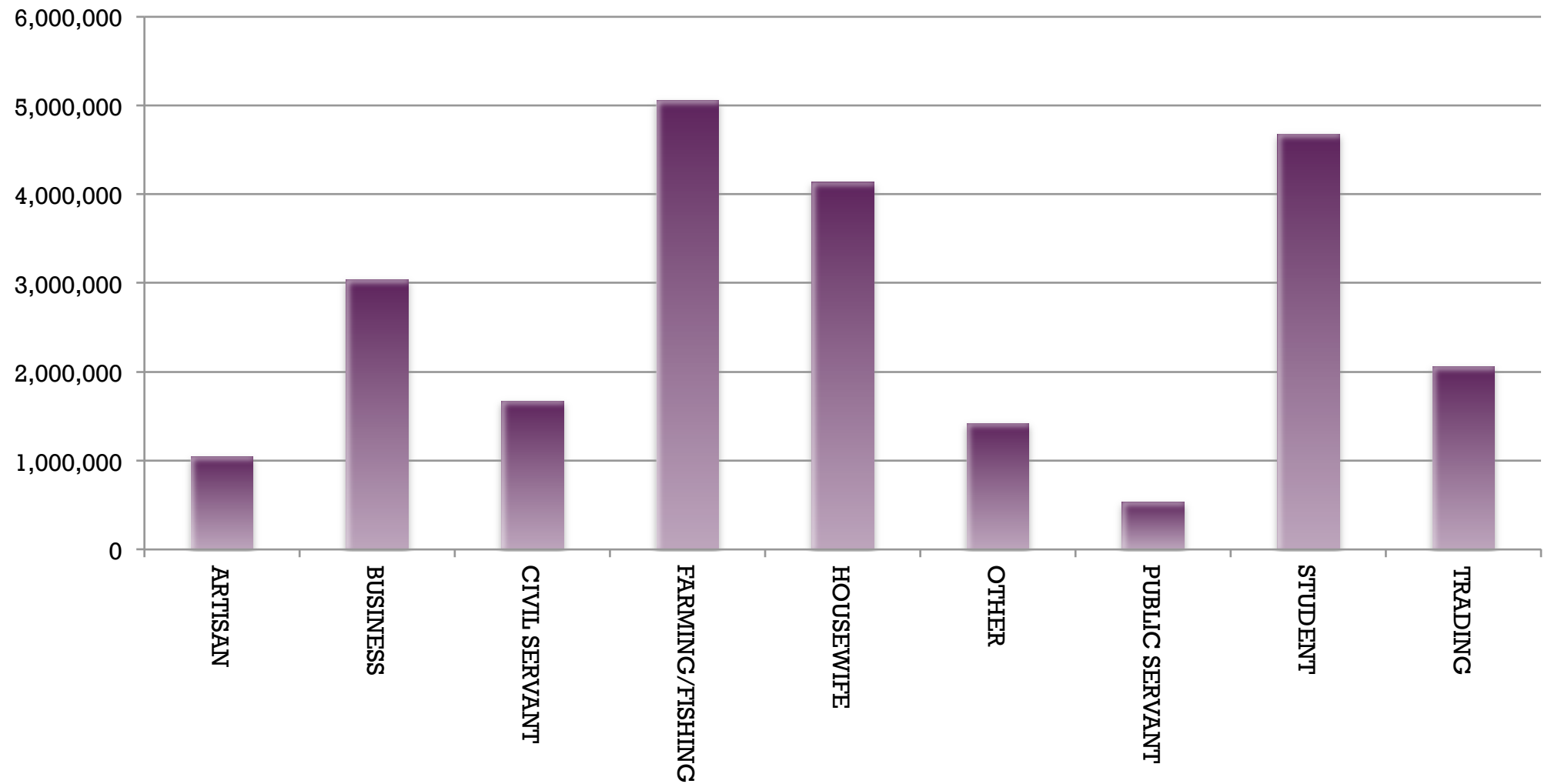
<b>Election Date</b>	March 28, 2015
<b>Total Polling Units Received</b>	98,489
<b>Total Accreditations</b>	23,643,479
<b>Full-Biometric Authentication</b>	10,266,139
<b>Card-Only Authentication</b>	13,377,340
<b>% Success – Full Biometric</b>	43
<b>% Failed – Card Only Biometric</b>	57
<b>Total Votes Cast (Declared Result)</b>	29,432,083
<b>% Voters that were accrd with SCRs</b>	80

# OCCUPATIONAL SPREAD OF ACCREDITED VOTERS

OCCUPATION	TOTAL	% ACCREDITED
ARTISAN	1,047,660	4
BUSINESS	3,036,291	13
CIVIL SERVANT	1,671,190	7
FARMING/FISHING	5,054,695	21
HOUSEWIFE	4,137,769	18
OTHER	1,421,768	6
PUBLIC SERVANT	533,691	2
STUDENT	4,679,481	20
TRADING	2,060,934	9
<b>TOTAL</b>	<b>23,643,479</b>	<b>100</b>



## OCCUPATIONAL SPREAD OF ACCREDITED VOTERS

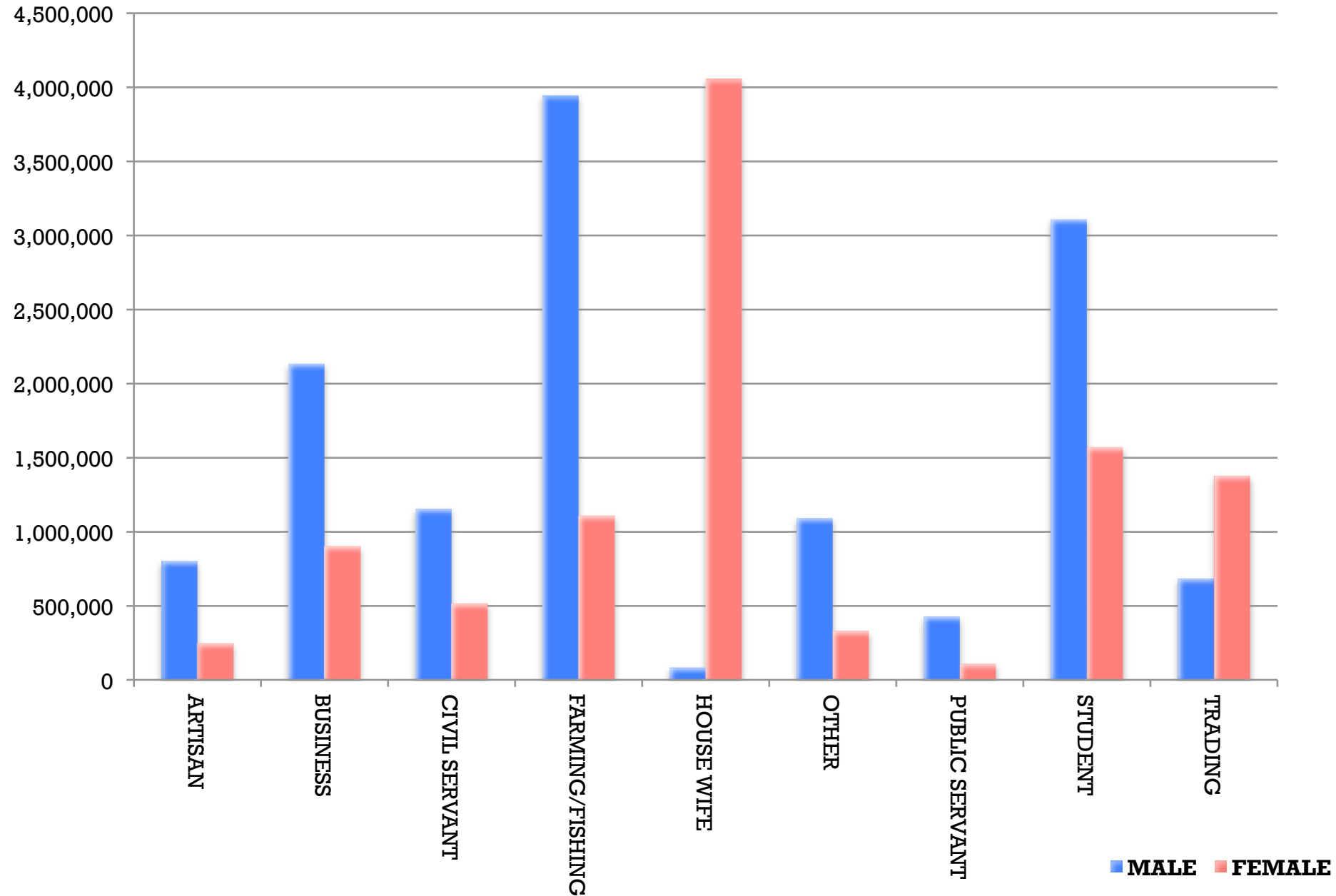


# OCCUPATIONAL SPREAD BY GENDER

OCCUPATION	MALE	FEMALE
ARTISAN	802,436	245,224
BUSINESS	2,134,893	901,398
CIVIL SERVANT	1,155,757	515,433
FARMING/FISHING	3,945,736	1,108,959
HOUSE WIFE	82,206*	4,055,563
OTHER	1,092,500	329,268
PUBLIC SERVANT	425,587	108,104
STUDENT	3,109,989	1,569,492
TRADING	684,920	1,376,014
<b>TOTAL</b>	<b>13,434,024</b>	<b>10,209,455</b>

*\* Data input error during voter enrolment*

# OCCUPATIONAL SPREAD BY GENDER



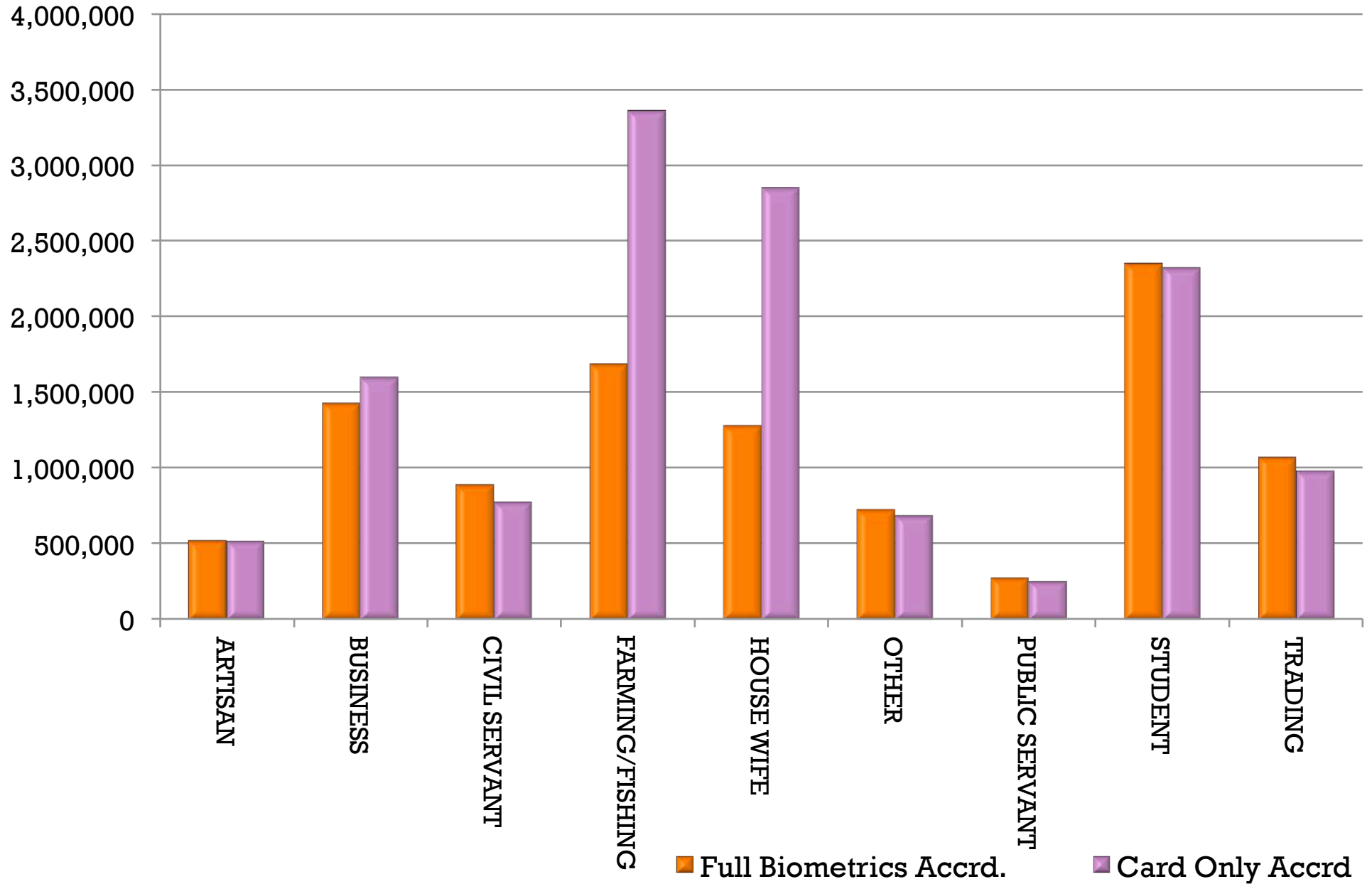


# RATE OF FULL BIOMETRICS ACCREDITATION TO OCCUPATION

OCCUPATION	Full Accrd.	Card-only Accrd	Total	% Full Accrd.	% Card Only Accrd.
ARTISAN	525,255	522,405	1,047,660	50.1	49.9
BUSINESS	1,431,777	1,604,514	3,036,291	47.2	52.8
CIVIL SERVANT	893,315	777,875	1,671,190	53.5	46.5
FARMING/FISHING	1,689,434	3,365,261	5,054,695	33.4	66.6
HOUSE WIFE	1,284,735	2,853,034	4,137,769	31.0	69.0
OTHER	732,009	689,759	1,421,768	51.5	48.5
PUBLIC SERVANT	277,892	255,799	533,691	52.1	47.9
STUDENT	2,355,347	2,324,134	4,679,481	50.3	49.7
TRADING	1,076,372	984,562	2,060,934	52.2	47.8
<b>TOTAL</b>	<b>10,266,136</b>	<b>13,377,343</b>	<b>23,643,479</b>	<b>46.8</b>	<b>53.2</b>



# RATE OF FULL BIOMETRICS ACCREDITATION TO OCCUPATION





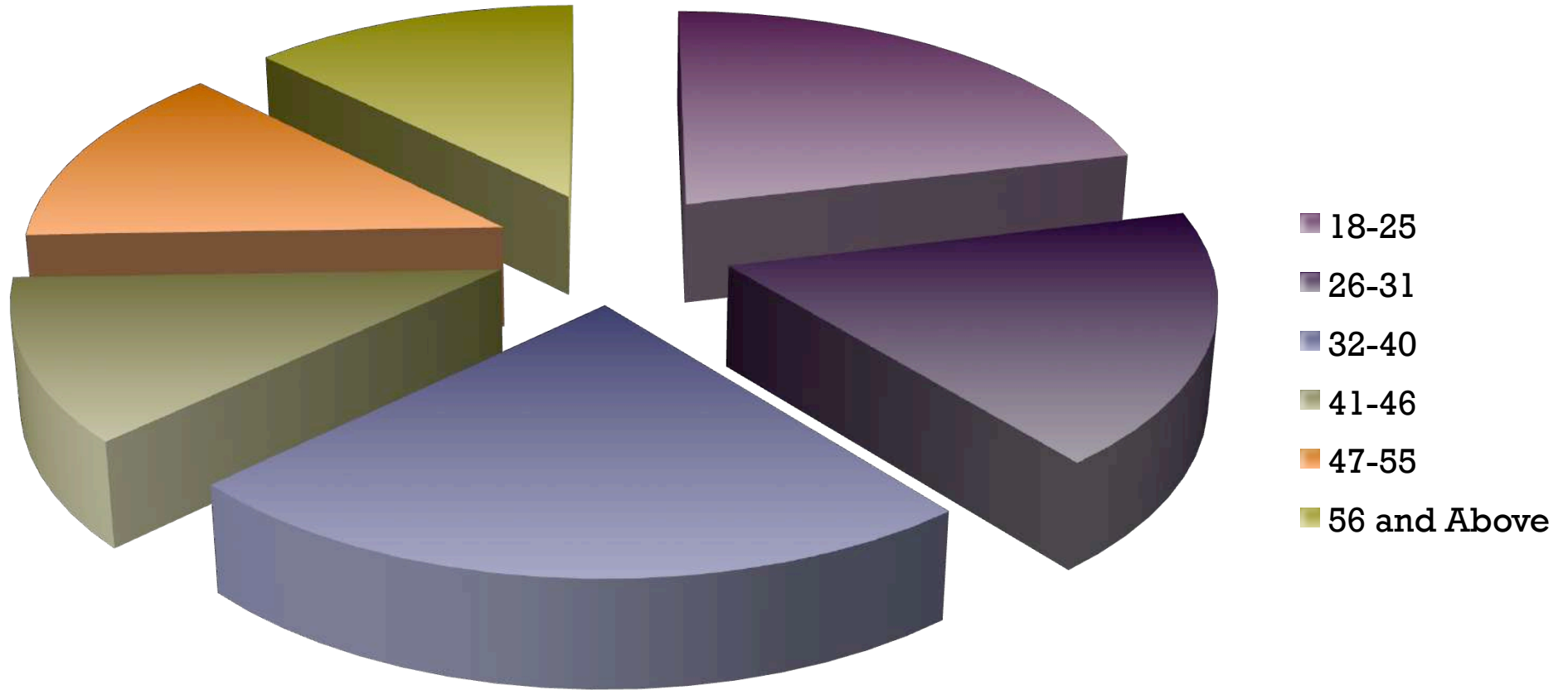
# AGE GROUP DISTRIBUTION

Age Group	Total	% Accredited
18-25	5,019,170	21
26-31	4,237,937	18
32-40	5,634,532	24
41-46	2,711,827	11
47-55	3,075,812	13
56 and Above	2,964,201	13
<b>Total</b>	<b>23,643,479</b>	<b>100</b>

# AGE GROUP DISTRIBUTION



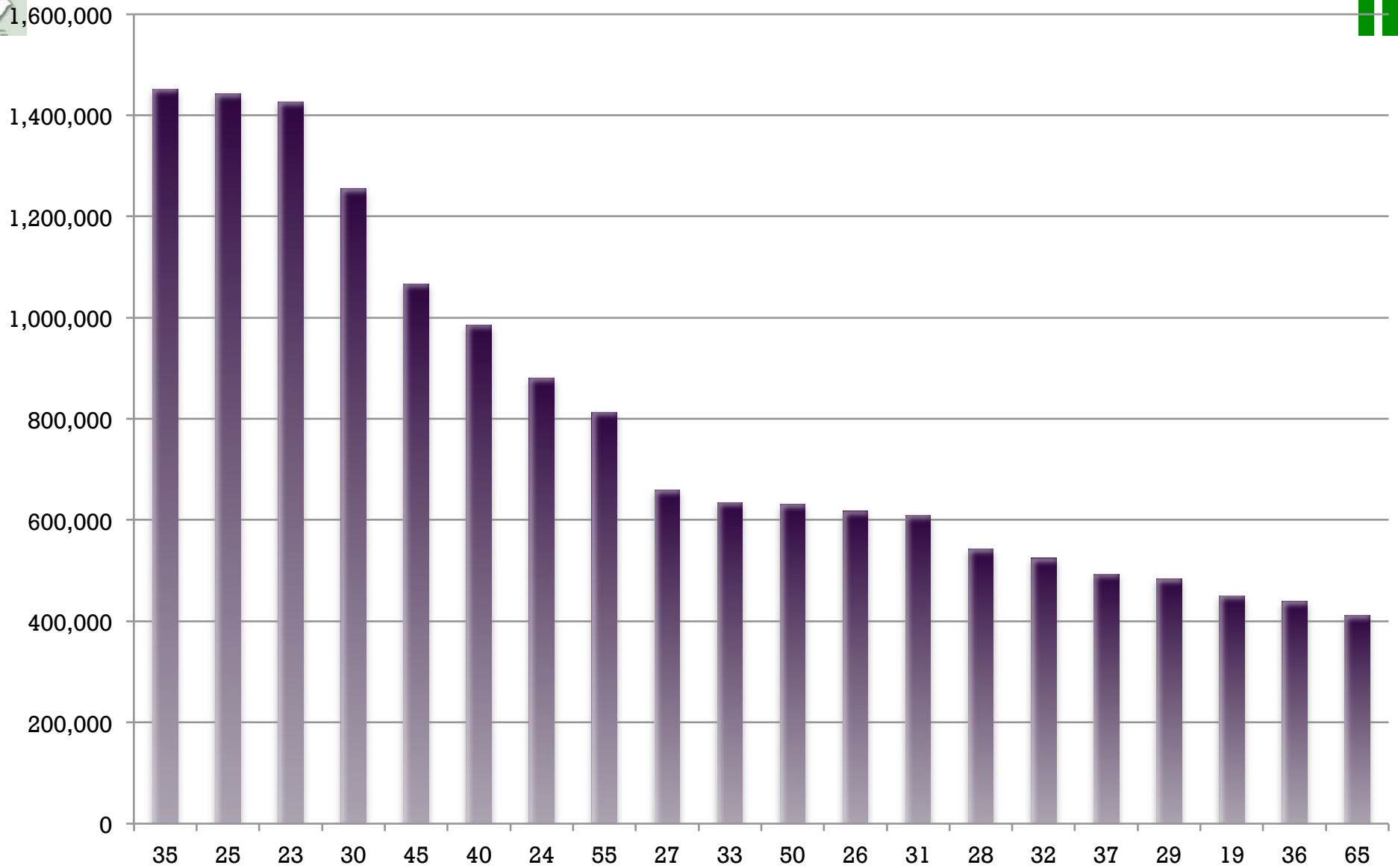
**% Accredited**





# TOP 20 AGES

YEAR OF BIRTH	CURRENT AGE (as @ 2015)	TOTAL VOTERS
1980	35	1,451,899
1990	25	1,443,200
1992	23	1,426,820
1985	30	1,255,237
1970	45	1,066,683
1975	40	985,740
1991	24	881,078
1960	55	813,314
1988	27	659,343
1982	33	634,183
1965	50	631,032
1989	26	617,376
1984	31	609,325
1987	28	542,180
1983	32	524,481
1978	37	492,755
1986	29	484,029
1996	19	450,388
1979	36	438,973
1950	65	412,155



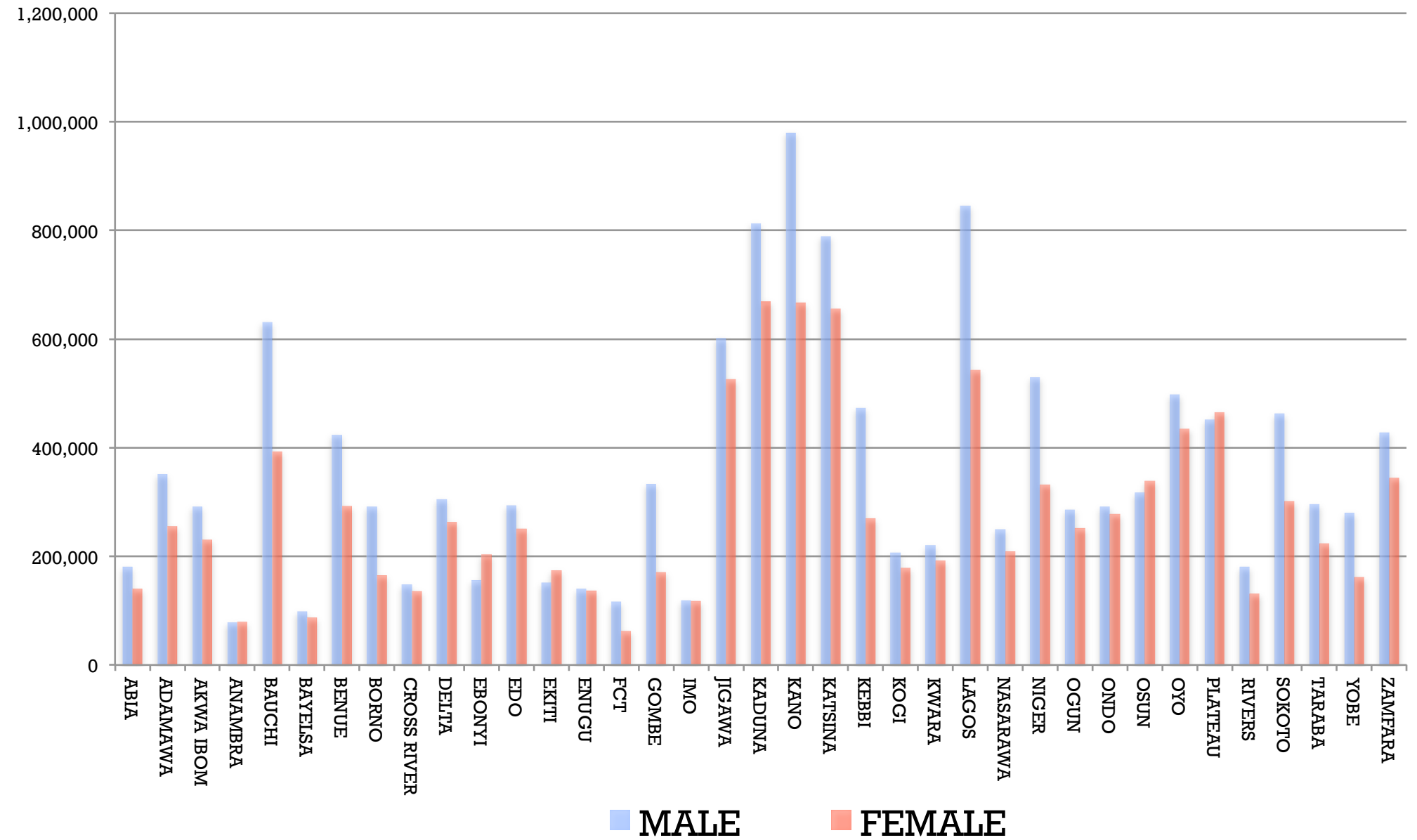
Age as @ 2015



S/N	STATE	MALE	FEMALE	TOTAL
1	ABIA	180,758	140,242	321,000
2	ADAMAWA	350,899	255,347	606,246
3	AKWA IBOM	292,013	230,903	522,916
4	ANAMBRA	78,591	78,969	157,560
5	BAUCHI	630,536	392,947	1,023,483
6	BAYELSA	98,922	87,188	186,110
7	BENUUE	424,045	292,255	716,300
8	BORNO	291,616	164,946	456,562
9	CROSS RIVER	147,798	136,270	284,068
10	DELTA	305,199	263,574	568,773
11	EBONYI	156,007	203,521	359,528
12	EDO	293,943	250,562	544,505
13	EKITI	151,657	174,213	325,870
14	ENUGU	140,120	137,424	277,544
15	FCT	116,088	62,391	178,479
16	GOMBE	333,496	171,252	504,748
17	IMO	118,710	117,304	236,014
18	JIGAWA	601,718	525,639	1,127,357
19	KADUNA	812,434	669,426	1,481,860
20	KANO	980,179	667,002	1,647,181
21	KATSINA	789,452	655,385	1,444,837
22	KEBBI	473,022	269,783	742,805
23	KOGI	206,895	179,057	385,952
24	KWARA	220,164	192,332	412,496
25	LAGOS	845,547	542,942	1,388,489
26	NASARAWA	249,976	208,553	458,529
27	NIGER	529,489	332,538	862,027
28	OGUN	286,355	251,833	538,188
29	ONDO	291,330	277,635	568,965
30	OSUN	317,659	338,610	656,269
31	OYO	497,687	434,636	932,323
32	PLATEAU	452,194	465,289	917,483
33	RIVERS	180,694	131,125	311,819
34	SOKOTO	462,530	301,517	764,047
35	TARABA	295,540	223,797	519,337
36	YOBE	280,088	161,569	441,657
37	ZAMFARA	427,672	344,480	772,152
	<b>TOTAL</b>	<b>13,311,023</b>	<b>10,332,456</b>	<b>23,643,479</b>

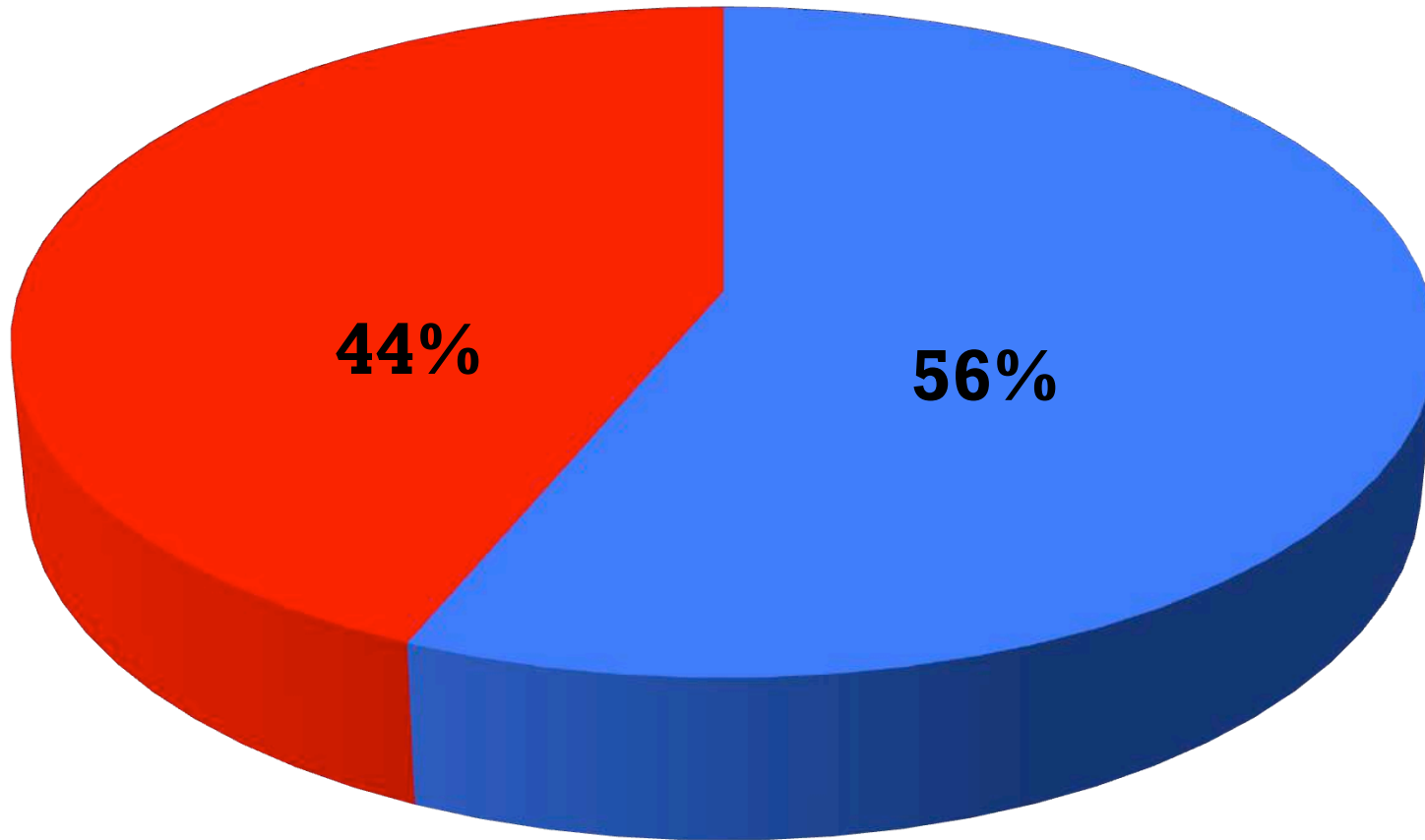
# STATE BY GENDER DISTRIBUTION

# STATE BY GENDER DISTRIBUTION





# Gender Spread



■ Male ■ Female

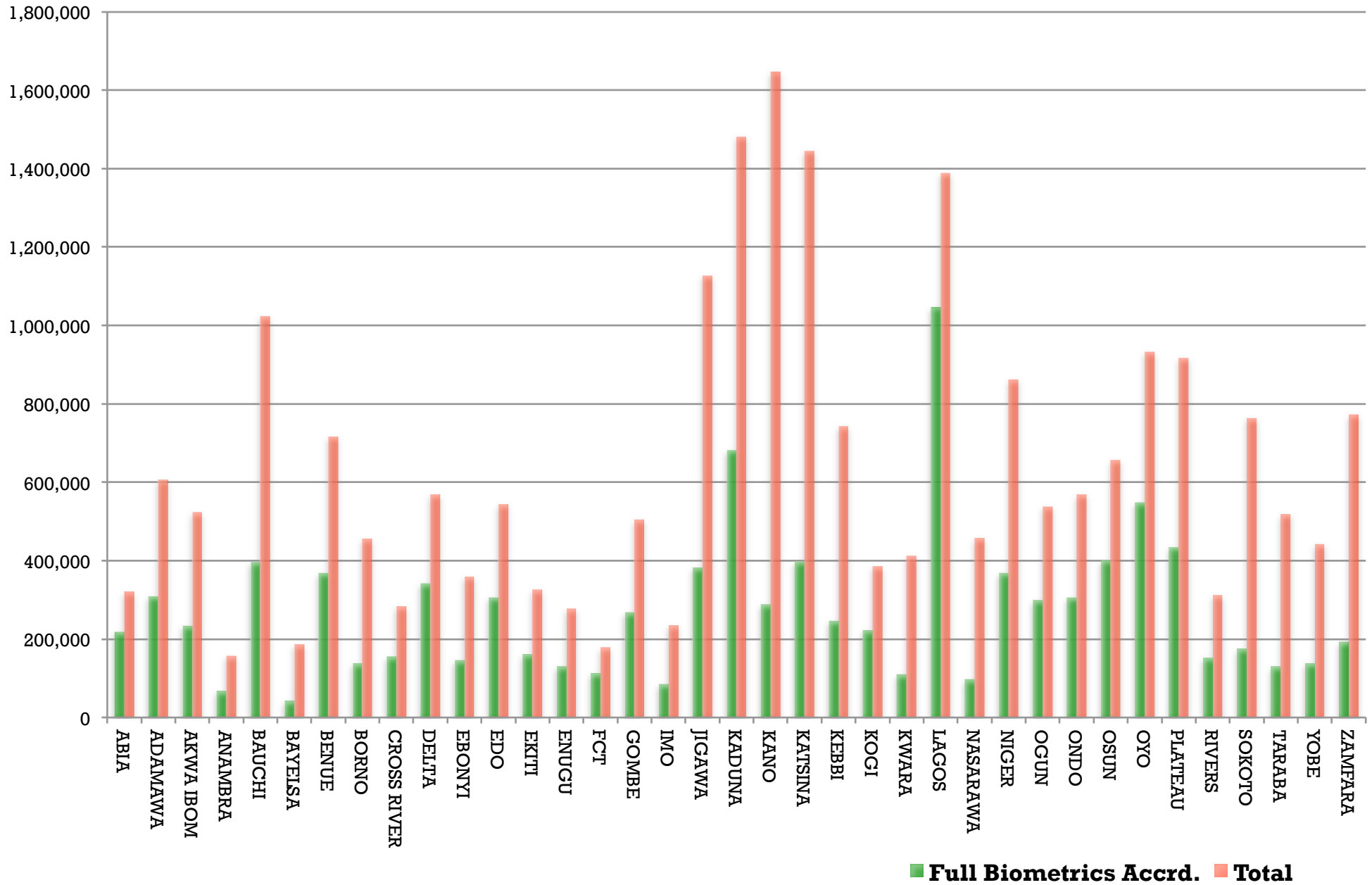


S/N	STATE	FULL BIOMETRIC ACCRD	CARD-ONLY ACCRD	TOTAL	% FULL-ACCRD	% PVC ACCRD
1	ABIA	218,599	102,401	321,000	68.1	31.9
2	ADAMAWA	309,513	296,733	606,246	51.1	48.9
3	AKWA IBOM	234,141	288,775	522,916	44.8	55.2
4	ANAMBRA	67,578	89,982	157,560	42.9	57.1
5	BAUCHI	396,435	627,048	1,023,483	38.7	61.3
6	BAYELSA	42,814	143,296	186,110	23.0	77.0
7	BENUE	368,627	347,673	716,300	51.5	48.5
8	BORNO	138,629	317,933	456,562	30.4	69.6
9	CROSS RIVER	154,687	129,381	284,068	54.5	45.5
10	DELTA	342,507	226,266	568,773	60.2	39.8
11	EBONYI	145,985	213,543	359,528	40.6	59.4
12	EDO	306,547	237,958	544,505	56.3	43.7
13	EKITI	160,870	165,000	325,870	49.4	50.6
14	ENUGU	130,814	146,730	277,544	47.1	52.9
15	FCT	113,377	65,102	178,479	63.5	36.5
16	GOMBE	267,609	237,139	504,748	53.0	47.0
17	IMO	84,780	151,234	236,014	35.9	64.1
18	JIGAWA	382,900	744,457	1,127,357	34.0	66.0
19	KADUNA	681,748	800,112	1,481,860	46.0	54.0
20	KANO	288,644	1,358,537	1,647,181	17.5	82.5
21	KATSINA	398,843	1,045,994	1,444,837	27.6	72.4
22	KEBBI	246,240	496,565	742,805	33.2	66.8
23	KOGI	223,189	162,763	385,952	57.8	42.2
24	KWARA	109,592	302,904	412,496	26.6	73.4
25	LAGOS	1,047,338	341,151	1,388,489	75.4	24.6
26	NASARAWA	97,933	360,596	458,529	21.4	78.6
27	NIGER	369,157	492,870	862,027	42.8	57.2
28	OGUN	299,138	239,050	538,188	55.6	44.4
29	ONDO	305,512	263,453	568,965	53.7	46.3
30	OSUN	400,809	255,460	656,269	61.1	38.9
31	OYO	548,007	384,316	932,323	58.8	41.2
32	PLATEAU	434,695	482,788	917,483	47.4	52.6
33	RIVERS	152,975	158,844	311,819	49.1	50.9
34	SOKOTO	175,317	588,730	764,047	22.9	77.1
35	TARABA	129,641	389,696	519,337	25.0	75.0
36	YOBE	138,692	302,965	441,657	31.4	68.6
37	ZAMFARA	193,286	578,866	772,152	25.0	75.0
	<b>TOTAL</b>	<b>10,107,168</b>	<b>13,536,311</b>	<b>23,643,479</b>	<b>42.7</b>	<b>57.3</b>

**ACCREDITATION  
STATISTICS ON  
STATE BASIS**







■ Full Biometrics Accrd. ■ Total

