

# Information Booklet

Ondo State Governorship Election 2020

[www.inecnigeria.org](http://www.inecnigeria.org)



© Independent National Electoral Commission

All rights reserved. No part of this publication may be reproduced, transmitted, transcribed, stored in a retrieval system or translated in any language or computer language, in any form or by any means without the prior written permission of the copyright owner.

First published August 2020

Published by

**Independent National Electoral Commission**

Plot 436 Zambezi Crescent  
Maitama  
Federal Capital Territory (FCT)  
Abuja, Nigeria

ISBN 13-97855464-7-7  
0700-CALL-INEC (0700-2255-4632)  
09050858629, 08180958715  
09025038466, 07062896047

Website: [www.inecnigeria.org](http://www.inecnigeria.org)  
Twitter handle: @inecnigeria  
Facebook: [www.facebook.com/inecnigeria](http://www.facebook.com/inecnigeria) (INEC Nigeria)  
Newsletter: [www.inecnews.com](http://www.inecnews.com)

---

# Table of Contents

**3**

INTRODUCTION

---

**4**

LGAs

---

**5-6**

FINAL LIST OF CANDIDATES

---

**7-24**

CONSOLIDATED PVC COLLECTION

---

---

# Introduction

The Independent National Electoral Commission (INEC) will conduct the off-cycle Governorship election in Ondo State on Saturday 10th October 2020.

In furtherance of the Commission's continued effort towards promoting greater transparency and accountability in the management of elections in Nigeria, this booklet provides detailed information on the delimitation statistics, the list of candidates and their political parties, the disaggregated data of registered voters and the consolidated data on collected as well as uncollected Permanent Voters' Cards (PVCs) showing their distribution by Local Government Areas (LGAs) and Registration Areas (RAs).

It is the earnest hope of the Commission that stakeholders will find this information useful as an important resource in enhancing their knowledge and facilitating their observation /reportage of the 2020 Ondo Governorship election.

**INEC Headquarters**  
**Abuja**  
**August 2020**

## Basic Statistics

**YEAR CREATED** 3rd February 1976 **CAPITAL** Akure



Land Area  
**15,500km<sup>2</sup>**  
(6,000sq. ml)



**18** LGAs



**1,822,346**  
Voter population



**203**  
Electoral Wards/RAs



**3,009**  
Polling Units



**3** Senatorial  
Districts



**8** Federal  
Constituencies



**26** State Assembly  
Constituencies

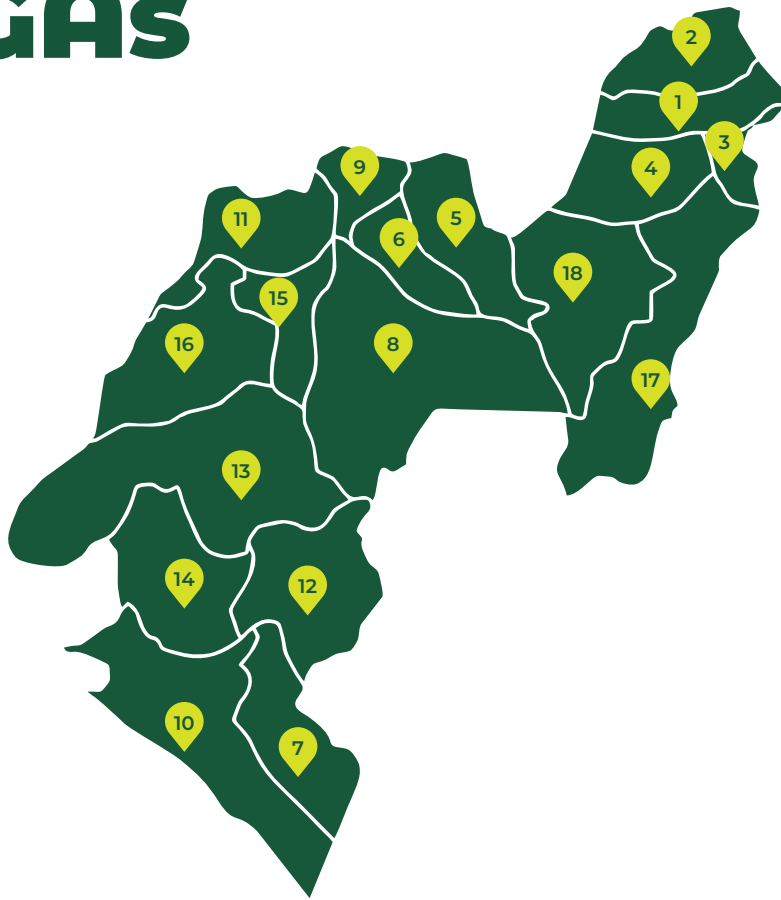


Collected PVCs  
**1,478,460**  
81.1%



Uncollected PVCs  
**343,886**  
19.9%

# LGAs



## AKOKO NORTH EAST | 1

REG. VOTERS: 80,040  
COLLECTED PVCs: 66,290  
UNCOLLECTED PVCs: 13,750

## AKOKO NORTH WEST | 2

REG. VOTERS: 72,139  
COLLECTED PVCs: 58,505  
UNCOLLECTED PVCs: 13,634

## AKOKO SOUTH EAST | 3

REG. VOTERS: 35,747  
COLLECTED PVCs: 32,763  
UNCOLLECTED PVCs: 2,984

## AKOKO SOUTH WEST | 4

REG. VOTERS: 101,842  
COLLECTED PVCs: 87,351  
UNCOLLECTED PVCs: 14,491

## AKURE NORTH | 5

REG. VOTERS: 74,821  
COLLECTED PVCs: 60,744  
UNCOLLECTED PVCs: 14,077

## AKURE SOUTH | 6

REG. VOTERS: 290,267  
COLLECTED PVCs: 207,238  
UNCOLLECTED PVCs: 83,029

## ESE-ODO | 7

REG. VOTERS: 70,014  
COLLECTED PVCs: 66,481  
UNCOLLECTED PVCs: 3,533

## IDANRE | 8

REG. VOTERS: 82,449  
COLLECTED PVCs: 64,438  
UNCOLLECTED PVCs: 18,011

## IFEDORE | 9

REG. VOTERS: 75,257  
COLLECTED PVCs: 54,640  
UNCOLLECTED PVCs: 20,617

## ILAJE | 10

REG. VOTERS: 132,189  
COLLECTED PVCs: 126,749  
UNCOLLECTED PVCs: 5,440

## ILEOLUJI/OKEIGBO | 11

REG. VOTERS: 73,051  
COLLECTED PVCs: 54,391  
UNCOLLECTED PVCs: 18,660

## IRELE | 12

REG. VOTERS: 66,959  
COLLECTED PVCs: 57,651  
UNCOLLECTED PVCs: 9,308

## ODIGBO | 13

REG. VOTERS: 136,146  
COLLECTED PVCs: 109,797  
UNCOLLECTED PVCs: 26,349

## OKITIPUPA | 14

REG. VOTERS: 110,572  
COLLECTED PVCs: 92,975  
UNCOLLECTED PVCs: 17,597

## ONDO EAST | 15

REG. VOTERS: 50,496  
COLLECTED PVCs: 40,321  
UNCOLLECTED PVCs: 10,175

## ONDO WEST | 16

REG. VOTERS: 172,815  
COLLECTED PVCs: 131,847  
UNCOLLECTED PVCs: 40,968

## OSE | 17

REG. VOTERS: 69,087  
COLLECTED PVCs: 63,568  
UNCOLLECTED PVCs: 5,519

## OWO | 18

REG. VOTERS: 128,455  
COLLECTED PVCs: 102,711  
UNCOLLECTED PVCs: 25,744

# FINAL LIST OF CANDIDATES

## 2020 Governorship Election - Ondo State

Saturday 10th October, 2020



	POSITION	CANDIDATE	PWD	AGE	GENDER	QUALI.
1	 GOVERNOR	ROTIMI ADELEYE AKINDEJOYE	X	40	M	FSLC, SSCE, BSc
	<b>A</b> DEPUTY GOVERNOR	AKINYEMI BIBIRESANMI	X	39	M	SSCE
2	 GOVERNOR	JOSHUA OLUWAFEMI ADEWOLE	X	67	M	FSLC, MODERN SCH., BSc
	<b>AA</b> DEPUTY GOVERNOR	OGUNLEYE AGBOOLA WILLIAMS	X	60	M	FSLC, WAEC, DIPLOMA
3	 GOVERNOR	ADELEYE ADEKUNLE PETER	X	57	M	FSLC, WAEC
	<b>AAC</b> DEPUTY GOVERNOR	SAMUEL TOPE OMOTOSO	X	35	M	FSLC, WASC, BSc
4	 GOVERNOR	ADELEGAN ADEAPO OLUWASEYI	X	58	M	FSLC, WAEC/ GCE
	<b>ADC</b> DEPUTY GOVERNOR	OLAITAN OLADEINDE BOLAJI BOLANLE	X	42	F	FSLC, SSCE
5	 GOVERNOR	MARTIN KUNLE OLATERU- OLAGBEGI	X	62	M	FSLC, WASC
	<b>ADP</b> DEPUTY GOVERNOR	AKINTOYE CORNELIUS	X	44	M	FSLC, NECO, ND
6	 GOVERNOR	OLUWAROTIMI ODUNAYO AKEREDOLU	X	64	M	FSLC, GCE, LLB, BL
	<b>APC</b> DEPUTY GOVERNOR	LUCKY ORIMISAN AIYEDATIWA	X	55	M	FSLC, GCE, NCE, ADVANCED DIPLOMA, MBA,
7	 GOVERNOR	OLOWOLOB A DELE	X	41	M	FSLC, SSCE, B.Ed, M.Ed
	<b>APGA</b> DEPUTY GOVERNOR	BABALOLA ADEREMI	X	40	M	FSLC, WASSC, BA
8	 GOVERNOR	AMINU AKEEM OLARENWAJU	X	55	M	FSLC, WAEC/GCE, DIPLOMA
	<b>APM</b> DEPUTY GOVERNOR	OMOYENI TAIWO SEYI	X	58	M	SSCE, GCE
9	 GOVERNOR	ADESANYA OLAOLUWA	X	52	M	FSLC, WAEC, ND
	<b>APP</b> DEPUTY GOVERNOR	AKINRINLOLA ADEWALE STEPHEN	X	40	M	FSLC, SSCE, BSc
10	 GOVERNOR	OKUNADE TAIWO	X	50	F	FSLC, WAEC
	<b>LP</b> DEPUTY GOVERNOR	IBITOYE ADEBOWALE	X	43	M	FSLC, SSCE, HND
11	 GOVERNOR	OJAJUNI JOSEPH ENIOLA	X	42	M	FSLC, NECO, LLB
	<b>NNPP</b> DEPUTY GOVERNOR	AROG E BAYODE SUNDAY	X	37	M	FSLC, SSCE, ND
12	 GOVERNOR	FUNMILAYO JENYO ATAUNOKO	X	47	M	FSLC, WASC/SSCE
	<b>NRM</b> DEPUTY GOVERNOR	MAFIMISEBI ADETUTU	X	35	F	FSLC, SSCE

	POSITION	CANDIDATE	PWD	AGE	GENDER	QUALI.
13	 GOVERNOR	EYITAYO OLAYINKA JEGEDE	X	59	M	FSLC, WASC, HSC, LLB, BL
	 DEPUTY GOVERNOR	GBOLUGA DELE IKENGBOJU	X	53	M	FSLC, GCE, B.PHARM, MA
14	 GOVERNOR	BABATUNDE FRANCIS ALLI	X	46	M	FSLC, SSCE, BSc
	 DEPUTY GOVERNOR	OLADELE PAUL OLUWASESAN	X	40	M	FSLC, SSCE, BSc
15	 GOVERNOR	FASUA PETER OYELEYE	X	59	M	FSLC, SSCE, BSc
	 DEPUTY GOVERNOR	AJAYI RACHAEL OLUFUNMILAYO	X	62	F	FSLC, WASC, B.Ed
16	 GOVERNOR	OJON DOTUN	X	38	M	FSLC,WASC, ND, HND
	 DEPUTY GOVERNOR	HAJARAT DUPE USMAN	X	48	F	FSLC, WASC, BSc
17	 GOVERNOR	AGBOOLA ALFRED AJAYI	X	52	M	WASC
	 DEPUTY GOVERNOR	ADEGBENRO GBOYE EMMANUEL	X	49	M	B. ENG

 **17**  
Political Parties

 **17**  
Governorship Candidates

 **16**  
Male Candidates

 **1**  
Female Candidate


 **0**  
PWDs

# Consolidated PVC Collection | Ondo State



## AKOKO NORTH EAST LGA

REG AREA	REG VOTERS	COLLECTED PVCs (%)	UNCOLLECTED PVCs (%)
EDO	6,033	4,769 (79.05%)	1,264 (20.95%)
EKAN	4,188	3,558 (84.96%)	630 (15.04%)
IKADO I	6,734	5,882 (87.35%)	852 (12.65%)
IKADO II	9,565	7,673 (80.22%)	1,892 (19.78%)
ILEPA I	6,775	5,447 (80.40%)	1,328 (19.60%)
ILEPA II	7,524	6,223 (82.71%)	1,301 (17.29%)
ISOWOPO I	9,511	7,645 (80.38%)	1,866 (19.62%)
ISOWOPO II	6,542	5,756 (87.99%)	786 (12.01%)
IYOMETA I	4,319	3,694 (85.53%)	625 (14.47%)
IYOMETA II	6,379	4,862 (76.22%)	1,517 (23.78%)
OORUN I	4,673	3,656 (78.24%)	1,017 (21.76%)
OORUN II	4,474	3,859 (86.25%)	615 (13.75%)
OYINMO	3,323	3,266 (98.28%)	57 (1.72%)
	<b>80,040</b>	<b>66,290</b>	<b>13,750</b>



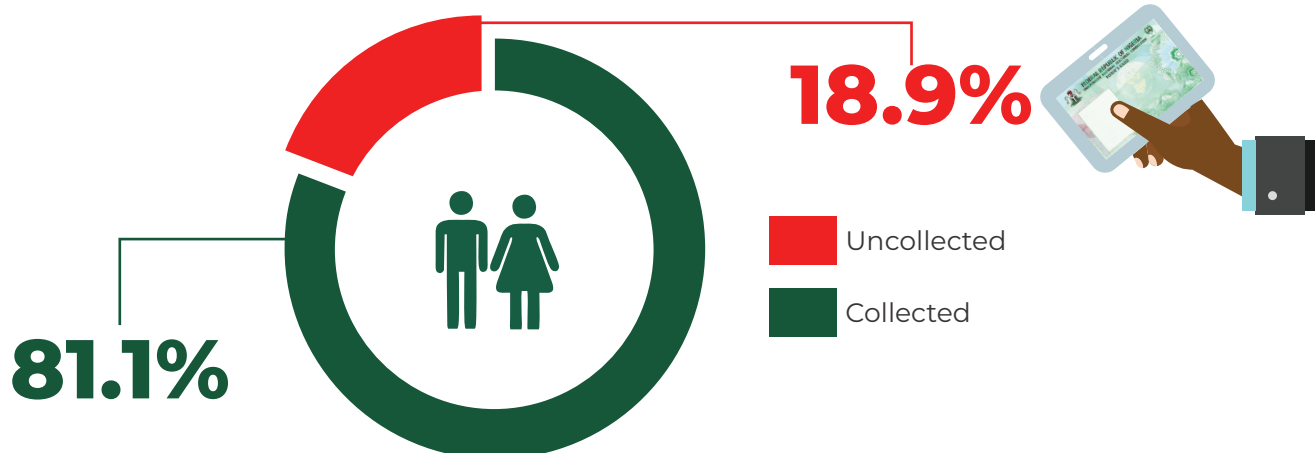


# Consolidated PVC Collection | Ondo State



## AKOKO NORTH WEST LGA

REG AREA	REG VOTERS	COLLECTED PVCs (%)	UNCOLLECTED PVCs (%)
ARIGIDI/IYE I	7,652	6,460 (84.42%)	1,192 (15.58%)
ARIGIDI II	7,117	2,717 (38.18%)	4,400 (61.82%)
OKEAGBE	5,914	4,926 (83.29%)	988 (16.71%)
OYIN/OGE	4,797	4331 (90.29%)	466 (9.71%)
AJOWA/IGASI/ ERITI/GEDEGEDE	8,466	8,089 (95.55%)	377 (4.45%)
OGBAGI	11,541	10,135 (87.82%)	1,406 (12.18%)
OKE-IRUN/ SURULERE	7,152	5,519 (77.17%)	1,633 (22.83%)
ODO-IRUN/ OYINMO	5,616	4,289 (76.37%)	1,327 (23.63%)
ESE/AFIN	5,479	4,756 (86.80%)	723 (13.20%)
ERUSU/KARAMU /IBARAMU	8,405	7,283 (86.65%)	1,122 (13.35%)
	<b>72,139</b>	<b>58,505</b>	<b>13,634</b>

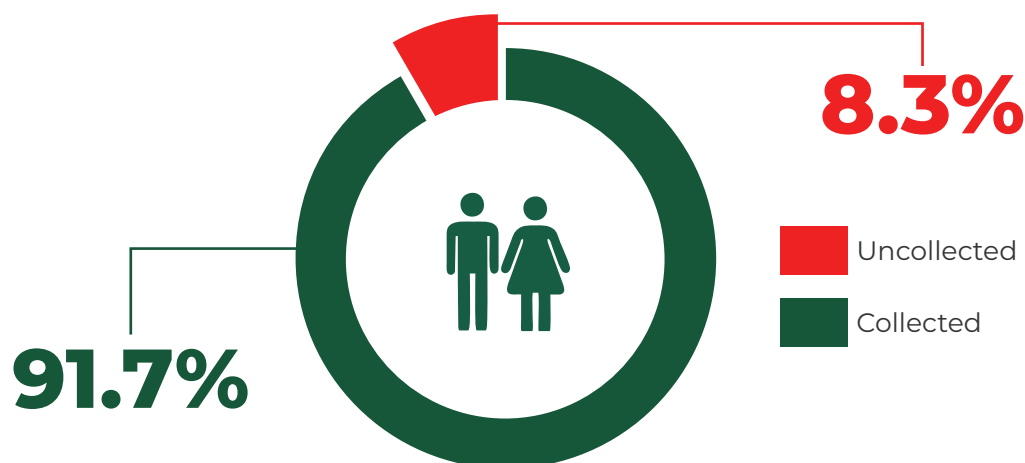


# Consolidated PVC Collection | Ondo State



## AKOKO SOUTH EAST LGA

REG AREA	REG VOTERS	COLLECTED PVCs (%)	UNCOLLECTED PVCs (%)
EPINMI I	3,214	2,820 (87.74%)	394 (12.26%)
EPINMI II	2,637	2,148 (81.46%)	489 (18.54%)
IFIRA	4,572	4,213 (92.15%)	359 (7.85%)
IPE I	3,745	3,561 (95.09%)	184 (4.91%)
IPE II	5,522	5,508 (99.75%)	14 (0.25%)
IPESI	2,416	2,257 (93.42%)	159 (6.58%)
ISUA I	1,886	1,556 (82.50%)	330 (17.50%)
ISUA II	2,477	2,218 (89.54%)	259 (10.46%)
ISUA III	2,845	2,501 (87.91%)	344 (12.09%)
ISUA IV	4,733	4,435 (93.70%)	298 (6.30%)
SOSAN	1,700	1,546 (90.94%)	154 (9.06%)
	<b>35,747</b>	<b>32,763</b>	<b>2,984</b>

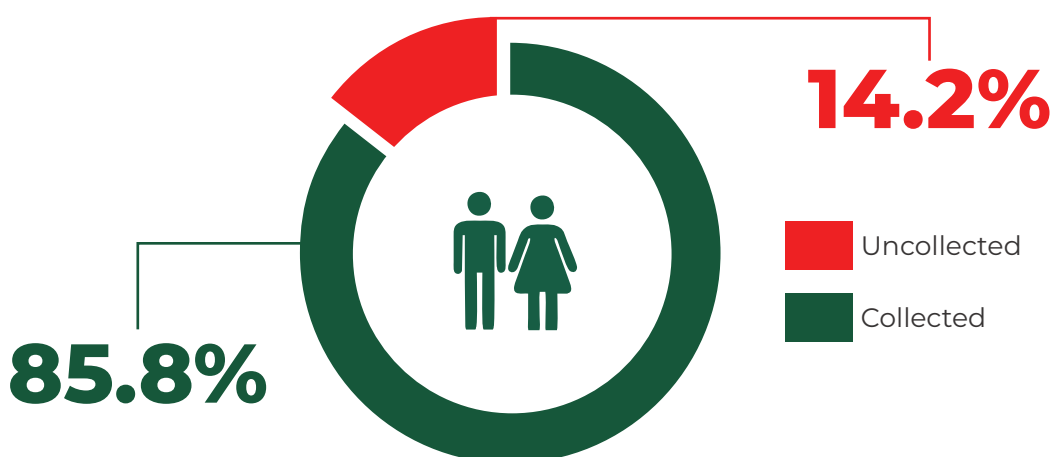


# Consolidated PVC Collection | Ondo State



## AKOKO SOUTH WEST LGA

REG AREA	REG VOTERS	COLLECTED PVCs (%)	UNCOLLECTED PVCs (%)
OKA I IBAKA / SABO	7,515	6,916 (92.03%)	599 (7.97%)
OKA II A IKANMU	5,994	5,572 (92.96%)	422 (7.04%)
OKA II B OKIA /KOROWA/SIMERIN /UBA	6,771	6,118 (90.36%)	653 (9.64%)
OKA III A AGBA	6,327	5,866 (92.71%)	461 (7.29%)
OKA III B OWASE /IKESE/IWONRIN /EBINRIN/IDORIN	10,666	9,084 (85.17%)	1,582 (14.83%)
OKA IV/OWAKE /EBO/AYEGUNLE	5,900	5,054 (85.66%)	846 (14.34%)
OKA V A OWALUSIN/ AYEPE	10,205	8,301 (81.34%)	1,904 (18.66%)
OKA V B OKA ODO /OKELA/ BOLORUNDURO	5,190	4,568 (88.02%)	622 (11.98%)
IKUN	4,161	3,560 (85.56%)	601 (14.44%)
SUPARE I	6,549	5,398 (82.42%)	1,151 (17.58%)
SUPARE II	6,334	5,441 (85.90%)	893 (14.10%)
AKUNGBA I	9,329	7,293 (78.18%)	2,036 (21.82%)
AKUNGBA II	6,338	5,093 (80.36%)	1,245 (19.64%)
OBA I	6,791	5,666 (83.43%)	1,125 (16.57%)
OBA II	3,772	3,421 (90.69%)	351 (9.31%)
	<b>101,842</b>	<b>87,351</b>	<b>14,491</b>




# Consolidated PVC Collection | Ondo State



## AKURE NORTH LGA

REG AREA	REG VOTERS	COLLECTED PVCs (%)	UNCOLLECTED PVCs (%)
AGAMO/OKE-OORE /AKOMOWA	3,964	3,458 (87.24%)	506 (12.76%)
AYEDE/OGBESE	8,035	6,890 (85.75%)	1,145 (14.25%)
AYETORO	4,254	3,487 (81.97%)	767 (18.03%)
IGBATORO	10,876	9,254 (85.09%)	1,622 (14.91%)
IGOBA/ISINIGBO	10,804	8,033 (74.35%)	2,771 (25.65%)
ILUABO/ELEYEWO /BOLORUNDURO	6,245	4,966 (79.52%)	1,279 (20.48%)
ISIMIJA/IRADO	3,196	2,583 (80.82%)	613 (19.18%)
MOFERERE	3,478	2,708 (77.86%)	770 (22.14%)
OBA-ILE	12,714	10,238 (80.53%)	2,476 (19.47%)
ODO-OJA/IJIGBO	3,209	2,624 (81.77%)	585 (18.23%)
OKE-AFA/ OWODE	4,068	3,280 (80.63%)	788 (19.37%)
OKE IJU	3,978	3,223 (81.02%)	755 (18.98%)
	<b>74,821</b>	<b>60,744</b>	<b>14,077</b>




# Consolidated PVC Collection | Ondo State



## AKURE SOUTH LGA

REG AREA	REG VOTERS	COLLECTED PVCs (%)	UNCOLLECTED PVCs (%)
APONMU	6,488	5,241 (80.78%)	1,247 (19.22%)
GBOGI/ISIKAN I	33,575	23,854 (71.05%)	9,721 (28.95%)
GBOGI/ISIKAN II	28,813	20,086 (69.71%)	8,727 (30.29%)
IJOMU/OBANLA	25,515	17,520 (68.67%)	7,995 (31.33%)
LISA	37,940	28,292 (74.57%)	9,648 (25.43%)
ODA	10,908	8,754 (80.25%)	2,154 (19.75%)
ODOPETU	20,238	14,095 (69.65%)	6,143 (30.35%)
OKE ARO/URO I	31,098	22,530 (72.45%)	8,568 (27.55%)
OKE ARO/URO II	32,320	22,687 (70.19%)	9,633 (29.81%)
OSHODI/ISOLO	34,172	24,154 (70.68%)	10,018 (29.32%)
OWODE/IMUAGUN	29,200	20,025 (68.58%)	9,175 (31.42%)
	<b>290,267</b>	<b>207,238</b>	<b>83,029</b>

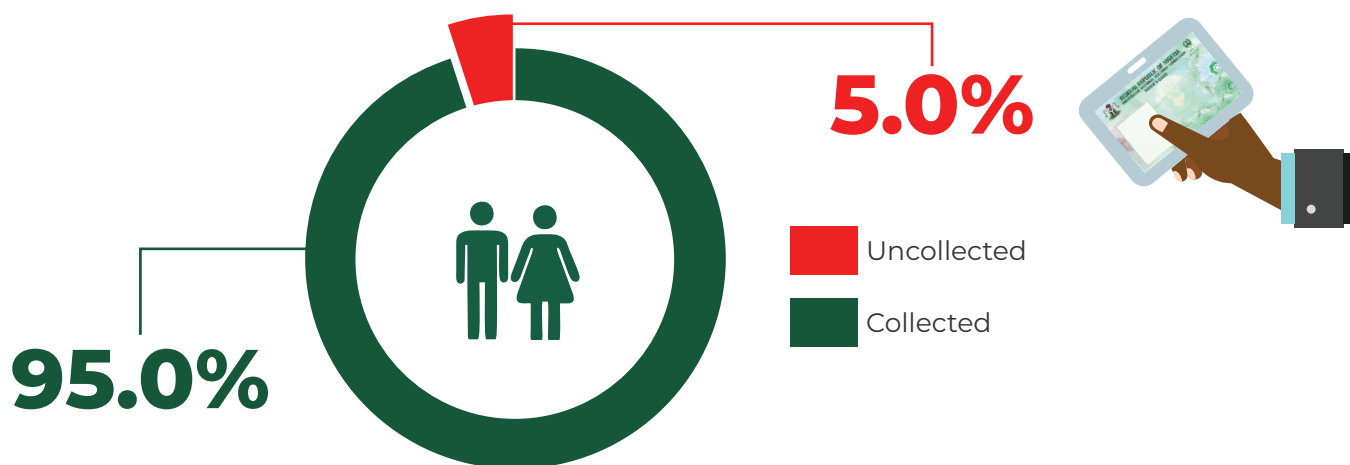


# Consolidated PVC Collection | Ondo State



## ESE-ODO LGA

REG AREA	REG VOTERS	COLLECTED PVCs (%)	UNCOLLECTED PVCs (%)
APOI I	7,069	6,323 (89.45%)	746 (10.55%)
APOI II	8,655	7,997 (92.40%)	658 (7.60%)
APOI III	9,859	9,149 (92.80%)	710 (7.20%)
APOI IV	3,404	2,558 (75.15%)	846 (24.85%)
APOI V	3,728	3,534 (94.80%)	194 (5.20%)
AROGBO I	9,670	9,519 (98.44%)	151 (1.56%)
AROGBO II	6,050	6,004 (99.24%)	46 (0.76%)
AROGBO III	5,763	5,693 (98.79%)	70 (1.21%)
UKPARAMA I	7,199	7,161 (99.47%)	38 (0.53%)
UKPARAMA II	8,617	8,543 (99.14%)	74 (0.86%)
	<b>70,014</b>	<b>66,481</b>	<b>3,533</b>




# Consolidated PVC Collection | Ondo State



## IDANRE LGA

REG AREA	REG VOTERS	COLLECTED PVCs (%)	UNCOLLECTED PVCs (%)
ALA-ELEFOSAN	7,770	6,215 (79.99%)	1,555 (20.01%)
ALADE/ATOSIN	12,203	9,214 (75.51%)	2,989 (24.49%)
IDALE-LEMIKAN	7,618	5,938 (77.95%)	1,680 (22.05%)
IDALE-LOGBOSERE	9,596	7,464 (77.78%)	2,132 (22.22%)
IJOMU/ISURIN	4,971	3,781 (76.06%)	1,190 (23.94%)
IROWO	5,802	4,625 (79.71%)	1,177 (20.29%)
ISALU EHINPETI	7,831	5,930 (75.72%)	1,901 (24.28%)
ISALU JIGBOKIN	9,288	6,977 (75.12%)	2,311 (24.88%)
OFOSSU/ONISERE	10,737	9,099 (84.74%)	1,638 (15.26%)
OWENA/ APONMULONA	6,633	5,195 (78.32%)	1,438 (21.68%)
	<b>82,449</b>	<b>64,438</b>	<b>18,011</b>




# Consolidated PVC Collection | Ondo State



## IFEDORE LGA

REG AREA	REG VOTERS	COLLECTED PVCs (%)	UNCOLLECTED PVCs (%)
ERO/IBUJI /MARIWO	5,679	3,903 (68.73%)	1,776 (31.27%)
IGBAKA-OKE I	10,706	8,297 (77.50%)	2,409 (22.50%)
IGBAKA-OKE II	5,440	4,308 (79.19%)	1,132 (20.81%)
IJARE I	7,657	5,519 (72.08%)	2,138 (27.92%)
IJARE II	5,043	3,417 (67.76%)	1,626 (32.24%)
OBO/IKOTA/ OLO-GBO	5,561	4,112 (73.94%)	1,449 (26.06%)
ILARA I	4,899	3,933 (80.28%)	966 (19.72%)
ILARA II	8,434	5,675 (67.29%)	2,759 (32.71%)
IPOGUN/IBULE	10,775	7,043 (65.36%)	3,732 (34.64%)
ISARUN/ ERIGI	11,063	8,433 (76.23%)	2,630 (23.77%)
	<b>75,257</b>	<b>54,640</b>	<b>20,617</b>






# Consolidated PVC Collection | Ondo State



## ILAJE LGA

REG AREA	REG VOTERS	COLLECTED PVCs (%)	UNCOLLECTED PVCs (%)
AHERI	13,984	13,418 (95.95%)	566 (4.05%)
ETIKAN	6,088	5,797 (95.22%)	291 (4.78%)
MAHIN I	14,317	13,938 (97.35%)	379 (2.65%)
MAHIN II	14,365	14,115 (98.26%)	250 (1.74%)
MAHIN III	15,667	14,884 (95.00%)	783 (5.00%)
MAHIN IV	9,517	9,204 (96.71%)	313 (3.29%)
UGBO I	8,678	8,297 (95.61%)	381 (4.39%)
UGBO II	10,906	10,286 (94.32%)	620 (5.68%)
UGBO III	8,767	8,290 (94.56%)	477 (5.44%)
UGBO IV	10,574	10,132 (95.82%)	442 (4.18%)
UGBO V	9,600	9,053 (94.30%)	547 (5.70%)
UGBO VI	9,726	9,335 (95.98%)	391 (4.02%)
	<b>132,189</b>	<b>126,749</b>	<b>5,440</b>

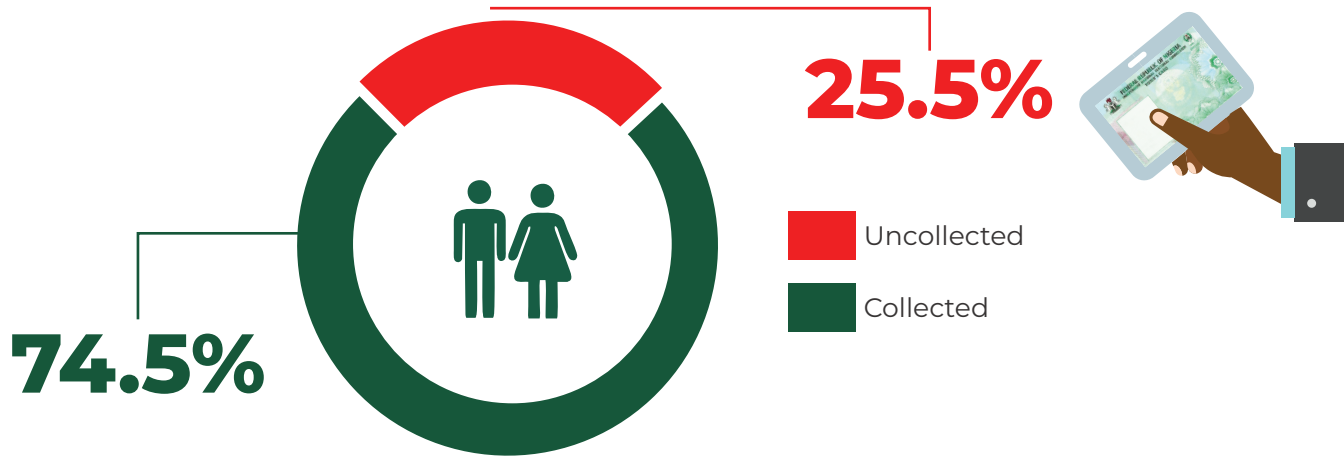


# Consolidated PVC Collection | Ondo State



## ILEOLUJI/OKEIGBO LGA

REG AREA	REG VOTERS	COLLECTED PVCs (%)	UNCOLLECTED PVCs (%)
ILEOLUJI I	5,389	4,173 (77.44%)	1,216 (22.56%)
ILEOLUJI II	7,630	5,792 (75.91%)	1,838 (24.09%)
ILEOLUJI III	7,346	5,742 (78.16%)	1,604 (21.84%)
ILEOLUJI IV	6,969	5,289 (75.89%)	1,680 (24.11%)
ILEOLUJI V	8,976	6,071 (67.64%)	2,905 (32.36%)
ILEOLUJI VI	12,118	8,333 (68.77%)	3,785 (31.23%)
OKE-IGBO I	7,554	5,605 (74.20%)	1,949 (25.80%)
OKE-IGBO II	5,825	4,398 (75.50%)	1,427 (24.50%)
OKE-IGBO III	4,686	4,384 (93.56%)	302 (6.44%)
OKE-IGBO IV	6,558	4,604 (70.20%)	1,954 (29.80%)
	<b>73,051</b>	<b>54,391</b>	<b>18,660</b>




# Consolidated PVC Collection | Ondo State



## IRELE LGA

REG AREA	REG VOTERS	COLLECTED PVCs (%)	UNCOLLECTED PVCs (%)
AJAGBA I	4,688	4,375 (93.32%)	313 (6.68%)
AJAGBA II	3,891	3,592 (92.32%)	299 (7.68%)
AKOTOGBO I	3,369	3,158 (93.74%)	211 (6.26%)
AKOTOGBO II	6,071	5,378 (88.59%)	693 (11.41%)
IYANSAN/OMI	5,351	4,843 (90.51%)	508 (9.49%)
IRELE I	9,151	7,368 (80.52%)	1,783 (19.48%)
IRELE II	8,609	7,388 (85.82%)	1,221 (14.18%)
IRELE III	8,877	7,207 (81.19%)	1,670 (18.81%)
IRELE IV	8,560	7,271 (84.94%)	1,289 (15.06%)
IRELE V	8,392	7,071 (84.26%)	1,321 (15.74%)
	<b>66,959</b>	<b>57,651</b>	<b>9,308</b>

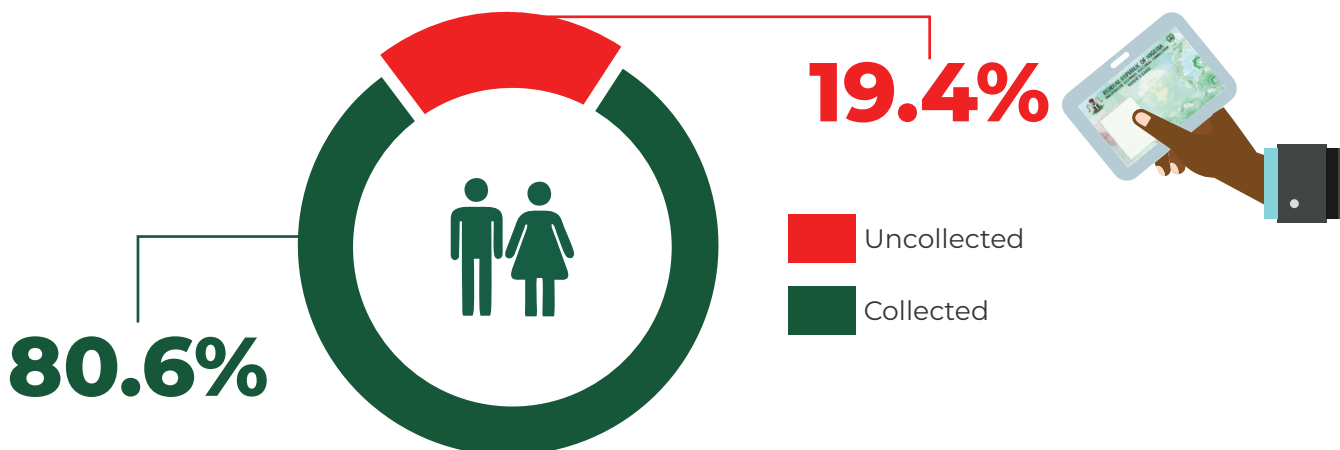


# Consolidated PVC Collection | Ondo State



## ODIGBO LGA

REG AREA	REG VOTERS	COLLECTED PVCs (%)	UNCOLLECTED PVCs (%)
AGBABU	9,988	7201 (72.10%)	2,787 (27.90%)
AGO-ALAYE	5,444	4473 (82.16%)	971 (17.84%)
AJUE	13,456	11,659 (86.65%)	1,797 (13.35%)
ARAROMI OBU	5,021	3783 (75.34%)	1,238 (24.66%)
AYESAN	3,635	3166 (87.10%)	469 (12.90%)
EBIJAN	5,188	4554 (87.78%)	634 (12.22%)
KOSERU	3,255	2500 (76.80%)	755 (23.20%)
ODIGBO	24,527	19,577 (79.82%)	4,950 (20.18%)
ONIPARAGA	16,760	13,098 (78.15%)	3,662 (21.85%)
ORE I	39,820	31,777 (79.80%)	8,043 (20.20%)
ORE II	9,052	8,009 (88.48%)	1,043 (11.52%)
	<b>136,146</b>	<b>109,797</b>	<b>26,349</b>




# Consolidated PVC Collection | Ondo State



## OKITIPUPA LGA

REG AREA	REG VOTERS	COLLECTED PVCs (%)	UNCOLLECTED PVCs (%)
AYEKA/IGBODIGO	11,546	10,147 (87.88%)	1,399 (12.12%)
ERINJE	7,743	6,439 (83.16%)	1,304 (16.84%)
IGBOTAKO 1	6,987	5,592 (80.03%)	1,395 (19.97%)
IGBOTAKO 11	5,867	5,156 (87.88%)	711 (12.12%)
IJU-ODO/EREKITI	6,156	5,099 (82.83%)	1,057 (17.17%)
IKOYA/OLOTO	7,204	6,021 (83.58%)	1,183 (16.42%)
ILUTITUN 1	5,591	4,914 (87.89%)	677 (12.11%)
ILUTITUN 11	5,826	5,010 (85.99%)	816 (14.01%)
ILUTITUN 111	7,271	5,912 (81.31%)	1,359 (18.69%)
ODE AYE 1	8,732	7,983 (91.42%)	749 (8.58%)
AYE 11	7,098	6,242 (87.94%)	856 (12.06%)
OKITIPUPA 1	13,780	10,710 (77.72%)	3,070 (22.28%)
OKITIPUPA 11	16,771	13,750 (81.99%)	3,021 (18.01%)
	<b>110,572</b>	<b>92,975</b>	<b>17,597</b>




# Consolidated PVC Collection | Ondo State



## ONDO EAST LGA

REG AREA	REG VOTERS	COLLECTED PVCs (%)	UNCOLLECTED PVCs (%)
ATERU/OTASAN /IGBA	8,187	5,408 (66.06%)	2,779 (33.94%)
ASANTAN OJA	2,180	2,024 (92.84%)	156 (7.16%)
BOLORUNDURO 1	6,022	4,582 (76.09%)	1,440 (23.91%)
EPE	7,928	7,042 (88.82%)	886 (11.18%)
FAGBO	5,064	3,995 (78.89%)	1,069 (21.11%)
OBADA	3,141	2,666 (84.88%)	475 (15.12%)
OBOTO	5,637	4,183 (74.21%)	1,454 (25.79%)
ORISUNMIBARE	5,551	4,806 (86.58%)	745 (13.42%)
OWENA BRIDGE	3,742	2,811 (75.12%)	931 (24.88%)
TEPO	3,044	2,804 (92.12%)	240 (7.88%)
	<b>50,496</b>	<b>40,321</b>	<b>10,175</b>




# Consolidated PVC Collection | Ondo State



## ONDO WEST LGA

REG AREA	REG VOTERS	COLLECTED PVCs (%)	UNCOLLECTED PVCs (%)
ENUOWA/ OBALALU	15,784	12,776 (80.94%)	3,008 (19.06%)
GBAGHENGHA/ GBONGBO/ AJAGBA ALAFIA	13,176	11,294 (85.72%)	1,882 (14.28%)
IFORE/ODOSIDA /LORO	11,201	8,335 (74.41%)	2,866 (25.59%)
ILUNLA/BAGBE /ODOWO I	10,780	9,165 (85.02%)	1,615 (14.98%)
ILUNLA/BAGBE/ ODOWO II	5,735	4,392 (76.58%)	1,343 (23.42%)
LITAYE/ OBUNKEKERE/ IGBINDO	9,268	7,223 (77.93%)	2,045 (22.07%)
LODASA/ IPARUKU/ LIJOKA	36,124	25,024 (69.27%)	11,100 (30.73%)
ODOJOMU/ ERINKETA/ LEGIRI	17,973	13,318 (74.10%)	4,655 (25.90%)
OKEAGUNLA OKEROWO/ OKEKUTA	14,110	10,624 (75.29%)	3,486 (24.71%)
OKE-OTUNBA/ OKE-DIBA/ SOKOTI	17,002	13,129 (77.22%)	3,873 (22.78%)
OKELISA OKEDOKO/ OGBODU	17,366	13,566 (78.12%)	3,800 (21.88%)
ORISUNMIBARE/ ARAROMI	4,296	3,001 (69.86%)	1,295 (30.14%)
	<b>172,815</b>	<b>131,847</b>	<b>40,968</b>

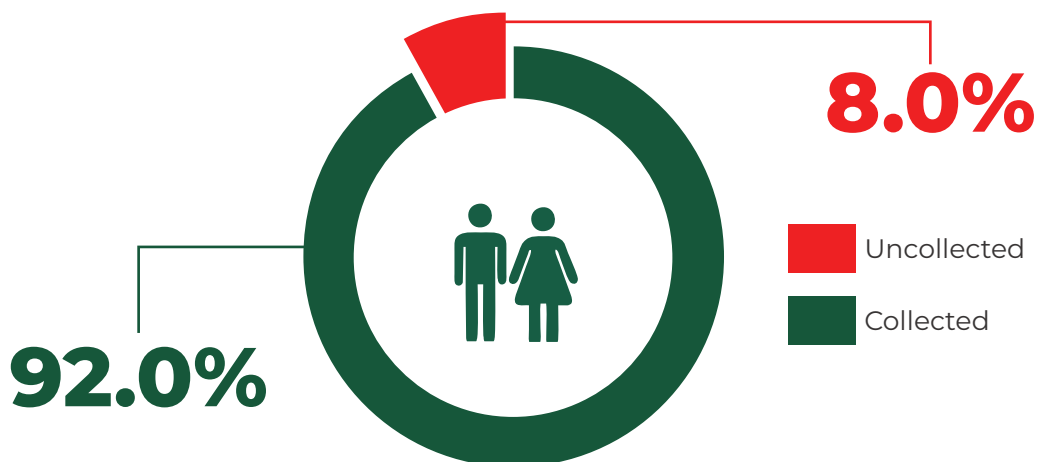


# Consolidated PVC Collection | Ondo State



## OSE LGA

REG AREA	REG VOTERS	COLLECTED PVCs (%)	UNCOLLECTED PVCs (%)
AFO	5,088	4,706 (92.49%)	382 (7.51%)
IDOANI 1	6,620	6,284 (94.92%)	336 (5.08%)
IDOANI 11	4,971	4,088 (82.24%)	883 (17.76%)
IDOGUN	4,512	4,278 (94.81%)	234 (5.19%)
IFON 1	7,347	6,251 (85.08%)	1,096 (14.92%)
IFON 11	6,837	6,093 (89.12%)	744 (10.88%)
IJAGBA	3,650	3,255 (89.18%)	395 (10.82%)
IKARO/ ELEGBEKA	7,076	6,970 (98.50%)	106 (1.50%)
IMERI	3,744	3,403 (90.89%)	341 (9.11%)
IMORU/ ARIMOGIJA	6,238	5,727 (91.81%)	511 (8.19%)
OKELUSE	5,092	4,766 (93.60%)	326 (6.40%)
UTE	7,912	7,747 (97.91%)	165 (2.09%)
	<b>69,087</b>	<b>63,568</b>	<b>5,519</b>







# Consolidated PVC Collection | Ondo State



## OWO LGA

REG AREA	REG VOTERS	COLLECTED PVCs (%)	UNCOLLECTED PVCs (%)
EHINOGBE	8,330	6,399 (76.82%)	1,931 (23.18%)
IGBOROKO 1	6,385	4,816 (75.43%)	1,569 (24.57%)
IGBOROKO 11	10,426	7,981 (76.55%)	2,445 (23.45%)
IJEBU 1	14,035	10,660 (75.95%)	3,375 (24.05%)
IJEBU 11	10,280	8,265 (80.40%)	2,015 (19.60%)
ILORO	6,544	5,666 (86.58%)	878 (13.42%)
IPELE	13,800	11,957 (86.64%)	1,843 (13.36%)
ISAIPEN	19,861	14,373 (72.37%)	5,488 (27.63%)
ISUADA/ IPENMEN/IDASAN /OBASOOTO	15,252	12,955 (84.94%)	2,297 (15.06%)
IYARE	9,207	7,016 (76.20%)	2,191 (23.80%)
USO/EMURE ILE	14,335	12,623 (88.06%)	1,712 (11.94%)
	<b>128,455</b>	<b>102,711</b>	<b>25,744</b>





Produced with support from



European Union



EUROPEAN CENTRE  
FOR ELECTORAL SUPPORT



iccc@inec.gov.ng  
@inecnigeria  
www.inecnigeria.org  
www.inecnews.com



0700-CALL-INEC (0700-2255-4632)  
09050858629, 08180958715,  
09025038466, 07062896047

Download 'Mylnec' Mobile App



INEC, Making your votes count...Consolidating our democracy.